




Quarterly Report of Revenue and Other Receipts
As at the Quarter Ending September 30, 2019

Department : Other Executive Offices
 Agency : National Commission for Culture and the Arts-Propser
 Operating Unit : < not applicable >
 Organization Code : 26 017 0000000
 Fund Cluster : 03 - Special Account - Locally Funded/Domestic Grants Fund

Classification/Sources of Revenue and Other Receipts	UACS CODE	REVENUE TARGET (Annual) per BESF	Actual Revenue and Other Receipts Collections				Total	Cumulative Remittance/Deposits to Date		Variance		Remarks	
			1st Quarter Ending March 31	2nd Quarter Ending June 30	3rd Quarter Ending Sept. 30	4th Quarter Ending Dec. 31		Remittance to BTR	Deposited with AGDB	TOTAL	Amount		%
1	2	3	4	5	6	7	8=(6+(-7)-8+9)	9	10	11=(9+10)	12=(8-3)	13=(12/3)	14
Special Account - Locally Funded/Domestic Grants Fund		596,700,000.00	178,929,514.05	169,729,688.49	211,283,858.79	0.00	559,943,061.33	348,639,869.16	19,333.38	348,659,202.54	(36,756,938.67)	-6%	
Revenue Collections		596,700,000.00	178,929,514.05	169,729,688.49	211,283,858.79	0.00	559,943,061.33	348,639,869.16	19,333.38	348,659,202.54	(36,756,938.67)	-6%	
Cash Revenue		574,000,000.00	169,850,885.00	158,944,914.00	197,405,544.00	0.00	526,201,343.00	328,795,799.00	0.00	328,795,799.00	(47,798,657.00)	-8%	
Tax		574,000,000.00	169,850,885.00	158,944,914.00	197,405,544.00	0.00	526,201,343.00	328,795,799.00	0.00	328,795,799.00	(47,798,657.00)	-8%	
Travel Tax	4010103000	574,000,000.00	169,850,885.00	158,944,914.00	197,405,544.00	0.00	526,201,343.00	328,795,799.00	0.00	328,795,799.00	(47,798,657.00)	-8%	
Non-Cash Receipts		22,700,000.00	9,078,629.05	10,784,774.49	13,878,314.79	0.00	33,741,718.33	19,844,070.16	19,333.38	19,863,403.54	11,041,718.33	49%	
Non-Tax		22,700,000.00	9,078,629.05	10,784,774.49	13,878,314.79	0.00	33,741,718.33	19,844,070.16	19,333.38	19,863,403.54	11,041,718.33	49%	
Interest on NG Deposits	4020221001	22,600,000.00	9,059,295.67	10,764,774.49	13,878,314.79	0.00	33,722,384.95	19,844,070.16	0.00	19,844,070.16	11,122,384.95	49%	
Income from Printing and Publication	4020215000	100,000.00	19,333.38	0.00	0.00	0.00	19,333.38	0.00	19,333.38	19,333.38	(80,666.62)	-81%	
TOTAL		596,700,000.00	178,929,514.05	169,729,688.49	211,283,858.79	0.00	559,943,061.33	348,639,869.16	19,333.38	348,659,202.54	(36,756,938.67)	-6%	

Certified Correct:

 MARILYN C. ESTRELLA
 Administrative Officer IV
 Date: 2019-10-22 14:28:15.0

Certified Correct:

 HERENCIO Y. LLAPIHAN
 Chief Accountant - NEFCA
 Date: 2019-10-22 14:29:15.0

Approved By:

 AL RYAN S. ALEJANDRE
 Executive Director III
 Date: 2019-10-22 14:33:47.0