

MONTHLY REPORT OF DISBURSEMENTS
For the month of February 2021


Department: Other Executive Offices
 Agency: National Commission for Culture and the Arts-Proper
 Operating Unit: < not applicable >
 Organization Code: 26 017 0000000
 Fund Cluster: 03 Special Account - Locally Funded/Domestic Grants Fund


Particulars	Current Year Budget					Prior Year's Budget										SUB-TOTAL	Trust Liabilities			Grand Total					Remarks				
	PS	MOOE	FinEx	CO	TOTAL	Prior Year's Accounts Payable					Current Year's Accounts Payable						TOTAL	PS	MOOE	CO	TOTAL	PS	MOOE	FinEx		CO	TOTAL		
						PS	MOOE	FinEx	CO	Sub-Total	PS	MOOE	CO	Sub-Total	PS													MOOE	FinEx
1	2	3	4	5	6=(2+3+4+5)	7	8	9	10	11=(7+8+9+10)	12	13	15	16=(12+13+14+15)	17=(11+16)	18=(6+17)	19	20	21	22=(19+20+21)	23	24	25	26	27=(23+24+25+26)	28			
CASH DISBURSEMENTS	1,545,439.68	19,609,329.22	0.00	0.00	21,154,768.90	75,644.53	17,709,546.14	0.00	8,168,624.00	25,953,814.67	0.00	0.00	0.00	0.00	25,953,814.67	47,108,583.57	0.00	0.00	0.00	0.00	1,621,084.21	37,318,875.36	0.00	8,168,624.00	47,108,583.57				
Notice of Cash Allocation (NCA)	1,545,439.68	19,609,329.22	0.00	0.00	21,154,768.90	75,644.53	17,709,546.14	0.00	8,168,624.00	25,953,814.67	0.00	0.00	0.00	0.00	25,953,814.67	47,108,583.57	0.00	0.00	0.00	0.00	1,621,084.21	37,318,875.36	0.00	8,168,624.00	47,108,583.57				
MDS Checks Issued	196,704.25	637,143.59	0.00	0.00	833,847.84	21,579.50	919,490.34	0.00	147,605.00	1,088,674.84	0.00	0.00	0.00	0.00	1,088,674.84	1,922,522.68	0.00	0.00	0.00	0.00	218,283.75	1,556,633.93	0.00	147,605.00	1,922,522.68				
Advice to Debit Account	1,348,735.43	18,972,185.63	0.00	0.00	20,320,921.06	54,065.03	16,790,055.80	0.00	8,021,019.00	24,865,139.83	0.00	0.00	0.00	0.00	24,865,139.83	45,186,060.89	0.00	0.00	0.00	0.00	1,402,800.46	35,762,241.43	0.00	8,021,019.00	45,186,060.89				
Notice of Transfer Allocations (NTA)	0.00	0.00	0.00	0.00	0.00	0.00	0.00	0.00	0.00	0.00	0.00	0.00	0.00	0.00	0.00	0.00	0.00	0.00	0.00	0.00	0.00	0.00	0.00	0.00	0.00	0.00			
MDS Checks Issued	0.00	0.00	0.00	0.00	0.00	0.00	0.00	0.00	0.00	0.00	0.00	0.00	0.00	0.00	0.00	0.00	0.00	0.00	0.00	0.00	0.00	0.00	0.00	0.00	0.00	0.00	0.00		
Advice to Debit Account	0.00	0.00	0.00	0.00	0.00	0.00	0.00	0.00	0.00	0.00	0.00	0.00	0.00	0.00	0.00	0.00	0.00	0.00	0.00	0.00	0.00	0.00	0.00	0.00	0.00	0.00	0.00		
Working Fund for FAPs	0.00	0.00	0.00	0.00	0.00	0.00	0.00	0.00	0.00	0.00	0.00	0.00	0.00	0.00	0.00	0.00	0.00	0.00	0.00	0.00	0.00	0.00	0.00	0.00	0.00	0.00	0.00	0.00	
Cash Disbursement Ceiling (CDC)	0.00	0.00	0.00	0.00	0.00	0.00	0.00	0.00	0.00	0.00	0.00	0.00	0.00	0.00	0.00	0.00	0.00	0.00	0.00	0.00	0.00	0.00	0.00	0.00	0.00	0.00	0.00	0.00	
TOTAL CASH DISBURSEMENTS	1,545,439.68	19,609,329.22	0.00	0.00	21,154,768.90	75,644.53	17,709,546.14	0.00	8,168,624.00	25,953,814.67	0.00	0.00	0.00	0.00	25,953,814.67	47,108,583.57	0.00	0.00	0.00	0.00	1,621,084.21	37,318,875.36	0.00	8,168,624.00	47,108,583.57				
NON-CASH DISBURSEMENTS	29,937.52	181,107.82	0.00	0.00	211,045.34	0.00	722,327.00	0.00	677,794.28	1,400,121.28	0.00	0.00	0.00	0.00	1,400,121.28	1,611,166.62	0.00	0.00	0.00	0.00	29,937.52	903,434.82	0.00	677,794.28	1,611,166.62				
Tax Remittance Advices Issued (TRA)	29,937.52	181,107.82	0.00	0.00	211,045.34	0.00	722,327.00	0.00	677,794.28	1,400,121.28	0.00	0.00	0.00	0.00	1,400,121.28	1,611,166.62	0.00	0.00	0.00	0.00	29,937.52	903,434.82	0.00	677,794.28	1,611,166.62				
Non-Cash Availment Authority (NCAA)	0.00	0.00	0.00	0.00	0.00	0.00	0.00	0.00	0.00	0.00	0.00	0.00	0.00	0.00	0.00	0.00	0.00	0.00	0.00	0.00	0.00	0.00	0.00	0.00	0.00	0.00	0.00		
Disbursements effected through outright deductions from claims (please specify...)	0.00	0.00	0.00	0.00	0.00	0.00	0.00	0.00	0.00	0.00	0.00	0.00	0.00	0.00	0.00	0.00	0.00	0.00	0.00	0.00	0.00	0.00	0.00	0.00	0.00	0.00	0.00	0.00	
Overpayment of expenses(e.g. personnel benefits)	0.00	0.00	0.00	0.00	0.00	0.00	0.00	0.00	0.00	0.00	0.00	0.00	0.00	0.00	0.00	0.00	0.00	0.00	0.00	0.00	0.00	0.00	0.00	0.00	0.00	0.00	0.00	0.00	
Restitution for loss of government property	0.00	0.00	0.00	0.00	0.00	0.00	0.00	0.00	0.00	0.00	0.00	0.00	0.00	0.00	0.00	0.00	0.00	0.00	0.00	0.00	0.00	0.00	0.00	0.00	0.00	0.00	0.00	0.00	
Liquidated damages and similar claims	0.00	0.00	0.00	0.00	0.00	0.00	0.00	0.00	0.00	0.00	0.00	0.00	0.00	0.00	0.00	0.00	0.00	0.00	0.00	0.00	0.00	0.00	0.00	0.00	0.00	0.00	0.00	0.00	
Others(TEF, BTr-Documentary Stamp Tax, etc.)	0.00	0.00	0.00	0.00	0.00	0.00	0.00	0.00	0.00	0.00	0.00	0.00	0.00	0.00	0.00	0.00	0.00	0.00	0.00	0.00	0.00	0.00	0.00	0.00	0.00	0.00	0.00	0.00	
TOTAL NON-CASH DISBURSEMENTS	29,937.52	181,107.82	0.00	0.00	211,045.34	0.00	722,327.00	0.00	677,794.28	1,400,121.28	0.00	0.00	0.00	0.00	1,400,121.28	1,611,166.62	0.00	0.00	0.00	0.00	29,937.52	903,434.82	0.00	677,794.28	1,611,166.62				
GRAND TOTAL	1,575,377.20	19,790,437.04	0.00	0.00	21,365,814.24	75,644.53	18,431,873.14	0.00	8,846,418.28	27,353,935.95	0.00	0.00	0.00	0.00	27,353,935.95	48,719,750.19	0.00	0.00	0.00	0.00	1,651,021.73	38,222,310.18	0.00	8,846,418.28	48,719,750.19				


SUMMARY

Particulars	Prior Report	This Month	As at Date
(1)	(2)	(3)	(4)
Total Disbursement Authorities Received	0.00	69,314,166.62	69,314,166.62
NCA	0.00	67,703,000.00	67,703,000.00
NTA	0.00	0.00	0.00
Working Fund	0.00	0.00	0.00
TRA	0.00	1,611,166.62	1,611,166.62
CDC	0.00	0.00	0.00
NCAA	0.00	0.00	0.00
Less: Notice of Transfer of Allocations (NTA) issued	0.00	0.00	0.00
Total Disbursement Authorities Available	0.00	69,314,166.62	69,314,166.62
Less:	0.00	0.00	0.00
Lapsed NCA	0.00	0.00	0.00
Disbursements	0.00	48,719,750.64	48,719,750.64
Less: Other Non-Cash Disbursements	0.00	0.00	0.00
Disbursements effected through outright deductions from claims	0.00	0.00	0.00
Overpayment of expenses(e.g. personnel benefits)	0.00	0.00	0.00
Restitution for loss of government property	0.00	0.00	0.00
Liquidated damages and similar claims	0.00	0.00	0.00

Others (e.g. TEF, BTr, Docs Stamp, etc.)	0.00	0.00	0.00
Add/Less: Adjustments (e.g. cancelled/staled checks)	0.00	0.00	0.00
Balance of Disbursement Authorities as at date	0.00	20,594,415.98	20,594,415.98
Total Disbursements Program	0	38,778,000.00	38,778,000.00
Less: *Actual Disbursements	0.00	48,719,750.19	48,719,750.19
(Over)/Under spending	0	(9,941,750.19)	(9,941,750.19)
Notes: * The use of NTA is discouraged			
Notes: ** Amounts should tally with the grand total disbursemnt (column 27).			

Prepared by :

MA. MARILYN C. ESTRELLA
 Administrative Officer IV

Certified Correct:

HERENCIO Y. LLAPITAN
 Chief Accountant

Approved By:

AL RYAN S. AZEVEDO, D.P.A.
 Executive Director III